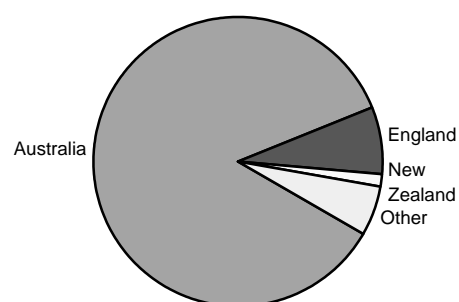


**Table 2.10**

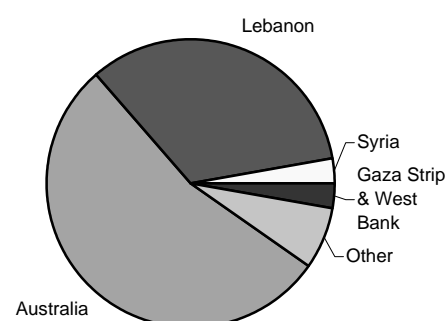
**Birthplace of Selected Religious Groups**

**- NSW: 2001 Census**

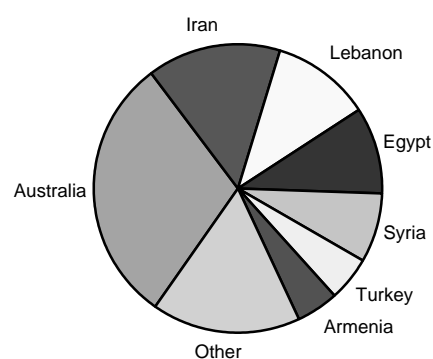
Religion	Birthplace	Persons	% of Religion
<b>Anglican</b>	Australia	1,289,075	85.5
	England	112,802	7.5
	New Zealand	21,127	1.4
	South Africa	4,861	0.3
	Scotland	4,219	0.3
	Wales	3,096	0.2
	India	2,000	0.1
	Germany	1,949	0.1
	United States of America	1,878	0.1
	China	1,700	0.1
	Other	64,333	4.3
	<b>Total</b>		<b>1,507,040</b>



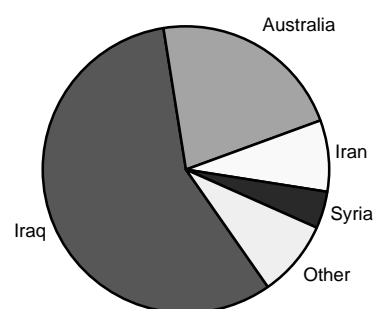
<b>Antiochian Orthodox</b>	Australia	3,128	53.8
	Lebanon	1,968	33.8
	Syria	160	2.8
	Gaza Strip & West Bank	149	2.6
	Jordan	102	1.8
	Israel	34	0.6
	Egypt	23	0.4
	Iraq	13	0.2
Other	240	4.1	
<b>Total</b>		<b>5,817</b>	<b>100.0</b>



<b>Armenian Apostolic Church</b>	Australia	1,714	30.1
	Iran	848	14.9
	Lebanon	632	11.1
	Egypt	550	9.7
	Syria	452	7.9
	Turkey	274	4.8
	Armenia	268	4.7
	Iraq	200	3.5
	Israel	126	2.2
	Jordan	116	2.0
	Other	512	9.0
<b>Total</b>		<b>5,692</b>	<b>100.0</b>



<b>Assyrian Church of the East</b>	Iraq	2,904	57.3
	Australia	1,110	21.9
	Iran	400	7.9
	Syria	213	4.2
	Lebanon	104	2.1
	Turkey	53	1.0
	New Zealand	27	0.5
	Kuwait	25	0.5
Other	229	4.5	
<b>Total</b>		<b>5,065</b>	<b>100.0</b>



**Table 2.10 (continued)**

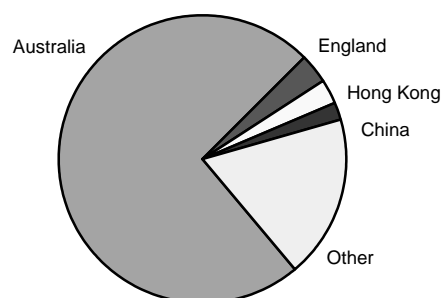
**Birthplace of Selected Religious Groups**

**- NSW: 2001 Census**

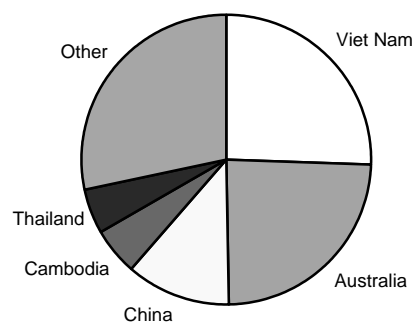
Religion	Birthplace	Persons	% of Religion
<b>Baha'i</b>	Iran	1,806	47.1
	Australia	1,282	33.5
	England	107	2.8
	New Zealand	70	1.8
	United States of America	56	1.5
	India	49	1.3
	Philippines	25	0.7
	Tonga	24	0.6
	Germany	22	0.6
	Malaysia	19	0.5
	Other	372	9.7
<b>Total</b>		<b>3,832</b>	<b>100.0</b>



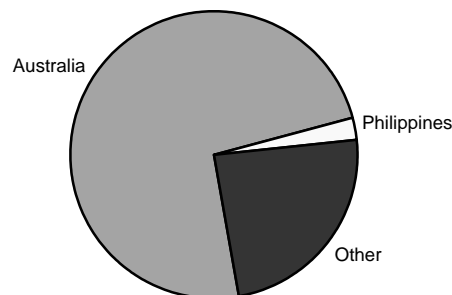
<b>Baptist</b>	Australia	71,350	73.6
	England	3,273	3.4
	Hong Kong	2,588	2.7
	China	2,083	2.1
	New Zealand	1,518	1.6
	Viet Nam	1,259	1.3
	Philippines	1,143	1.2
	Korea, Republic of	1,029	1.1
	United States of America	821	0.8
	Malaysia	753	0.8
	Other	11,190	11.5
	<b>Total</b>	<b>97,007</b>	<b>100.0</b>



<b>Buddhism</b>	Viet Nam	37,894	25.6
	Australia	35,624	24.1
	China	17,051	11.5
	Cambodia	7,916	5.4
	Thailand	7,615	5.2
	Malaysia	5,391	3.6
	Laos	4,348	2.9
	Hong Kong	3,907	2.6
	Sri Lanka	3,865	2.6
	Taiwan	3,241	2.2
	Other	20,984	14.2
	<b>Total</b>	<b>147,836</b>	<b>100.0</b>



<b>Catholic</b>	Australia	1,346,036	73.7
	Italy	56,537	3.1
	Philippines	42,807	2.3
	England	28,538	1.6
	Lebanon	22,780	1.2
	New Zealand	17,876	1.0
	Malta	17,455	1.0
	Croatia	15,579	0.9
	Ireland	13,583	0.7
	Viet Nam	13,315	0.7
	Other	252,308	13.8
	<b>Total</b>	<b>1,826,814</b>	<b>100.0</b>

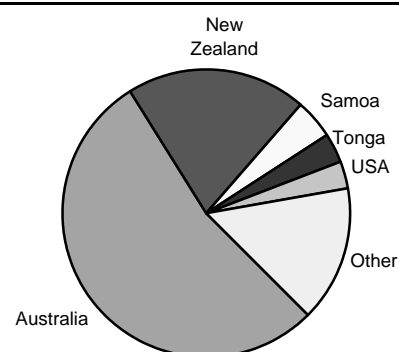


**Table 2.10 (continued)**

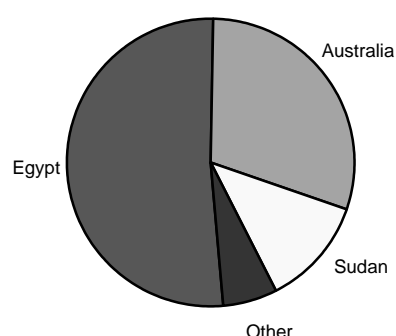
**Birthplace of Selected Religious Groups**

**- NSW: 2001 Census**

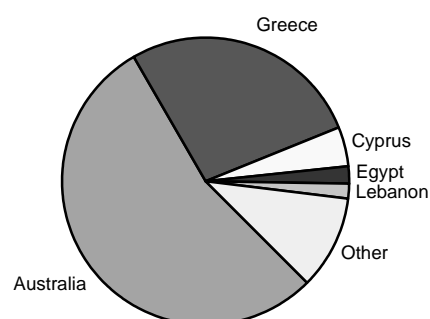
Religion	Birthplace	Persons	% of Religion
<b>Church of Jesus Christ of LDS (Mormons)</b>	Australia	8,352	53.6
	New Zealand	3,150	20.2
	Samoa	708	4.5
	Tonga	512	3.3
	United States of America	460	3.0
	England	407	2.6
	Philippines	164	1.1
	Chile	115	0.7
	Fiji	106	0.7
	Cook Islands	101	0.6
	Other	1,509	9.7
<b>Total</b>		<b>15,584</b>	<b>100.0</b>



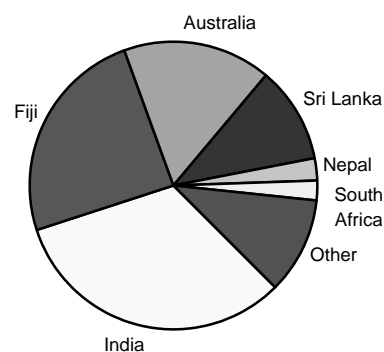
<b>Coptic Orthodox Church</b>	Egypt	5,946	51.7
	Australia	3,454	30.0
	Sudan	1,405	12.2
	Lebanon	41	0.4
	Kuwait	32	0.3
	England	30	0.3
	Ethiopia	30	0.3
	New Zealand	28	0.2
	Saudi Arabia	17	0.1
	United States of America	13	0.1
	Other	503	4.4
<b>Total</b>		<b>11,499</b>	<b>100.0</b>



<b>Greek Orthodox</b>	Australia	68,491	54.2	
	Greece	34,574	27.3	
	Cyprus	5,436	4.3	
	Egypt	2,515	2.0	
	Lebanon	2,065	1.6	
	Yugoslavia, Fed Rep	1,610	1.3	
	Macedonia, FYR	1,026	0.8	
	Romania	993	0.8	
	England	436	0.3	
	Russian Federation	382	0.3	
	Other	8,890	7.0	
	<b>Total</b>		<b>126,418</b>	<b>100.0</b>



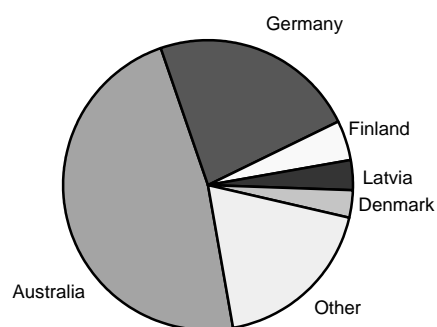
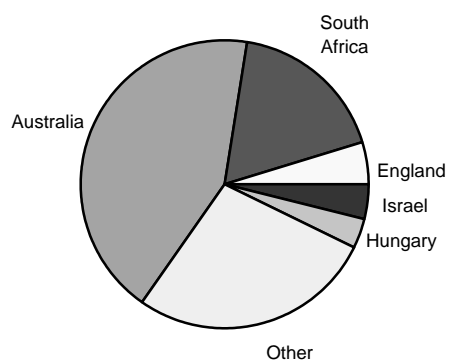
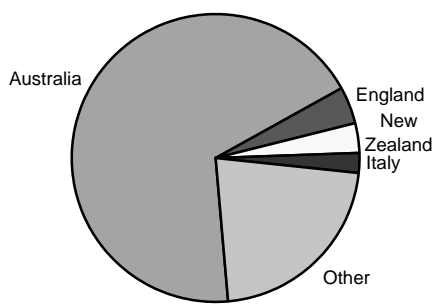
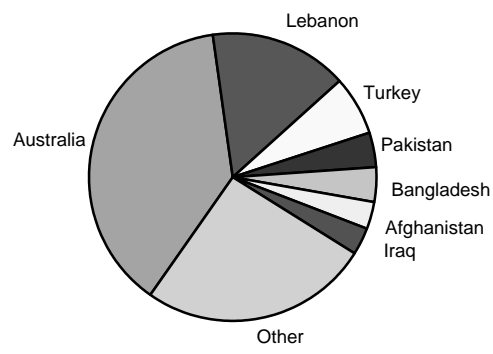
<b>Hinduism</b>	India	16,767	32.6	
	Fiji	12,497	24.3	
	Australia	8,618	16.7	
	Sri Lanka	5,592	10.9	
	Nepal	1,228	2.4	
	South Africa	1,179	2.3	
	Malaysia	698	1.4	
	England	513	1.0	
	New Zealand	489	1.0	
	Bangladesh	393	0.8	
	Other	3,491	6.8	
	<b>Total</b>		<b>51,465</b>	<b>100.0</b>



**Table 2.10 (continued)**

**Birthplace of Selected Religious Groups - NSW: 2001 Census**

Religion	Birthplace	Persons	% of Religion
<b>Islam</b>	Australia	53,822	38.2
	Lebanon	21,723	15.4
	Turkey	9,480	6.7
	Pakistan	5,480	3.9
	Bangladesh	5,312	3.8
	Afghanistan	4,533	3.2
	Iraq	4,078	2.9
	Fiji	3,720	2.6
	Indonesia	3,656	2.6
	Iran	3,613	2.6
	Other	25,511	18.1
<b>Total</b>		<b>140,928</b>	<b>100.0</b>
<b>Jehovah's Witnesses</b>	Australia	15,795	68.3
	England	989	4.3
	New Zealand	741	3.2
	Italy	483	2.1
	Philippines	304	1.3
	Germany	266	1.2
	Greece	251	1.1
	Korea, Republic of	185	0.8
	Netherlands	178	0.8
	Lebanon	168	0.7
	Other	3,749	16.2
<b>Total</b>		<b>23,109</b>	<b>100.0</b>
<b>Judaism</b>	Australia	14,794	42.7
	South Africa	6,135	17.7
	England	1,636	4.7
	Israel	1,383	4.0
	Hungary	1,118	3.2
	Russian Federation	999	2.9
	Ukraine	970	2.8
	Poland	830	2.4
	United States of America	609	1.8
	Germany	606	1.8
	Other	5,530	16.0
<b>Total</b>		<b>34,610</b>	<b>100.0</b>
<b>Lutheran</b>	Australia	17,072	47.4
	Germany	8,385	23.3
	Finland	1,616	4.5
	Latvia	1,192	3.3
	Denmark	1,080	3.0
	Sweden	749	2.1
	Estonia	737	2.0
	United States of America	516	1.4
	Norway	435	1.2
	Austria	310	0.9
	Other	3,951	11.0
<b>Total</b>		<b>36,043</b>	<b>100.0</b>



**Table 2.10 (continued)**

**Birthplace of Selected Religious Groups**

**- NSW: 2001 Census**

Religion	Birthplace	Persons	% of Religion
<b>Macedonian Orthodox</b>	Macedonia, FYR	12,958	55.9
	Australia	9,218	39.8
	Yugoslavia, Fed Rep	233	1.0
	Greece	68	0.3
	Bosnia & Herzegovina	14	0.1
	Croatia	14	0.1
	New Zealand	11	0.0
	Other	651	2.8
<b>Total</b>		<b>23,167</b>	<b>100.0</b>

<b>No Religion, n.f.d.</b>	Australia	508,639	70.4	
	China	42,010	5.8	
	England	36,578	5.1	
	New Zealand	23,912	3.3	
	Hong Kong	14,964	2.1	
	Viet Nam	5,868	0.8	
	Scotland	5,290	0.7	
	Netherlands	4,924	0.7	
	Japan	4,600	0.6	
	Germany	4,563	0.6	
	Other	71,404	9.9	
	<b>Total</b>		<b>722,752</b>	<b>100.0</b>

<b>Presbyterian</b>	Australia	182,504	77.5	
	Scotland	13,562	5.8	
	New Zealand	8,690	3.7	
	Korea, Republic of	6,884	2.9	
	England	2,741	1.2	
	Indonesia	1,929	0.8	
	Netherlands	1,628	0.7	
	Northern Ireland	1,278	0.5	
	Hong Kong	885	0.4	
	South Africa	876	0.4	
	Other	14,407	6.1	
	<b>Total</b>		<b>235,384</b>	<b>100.0</b>

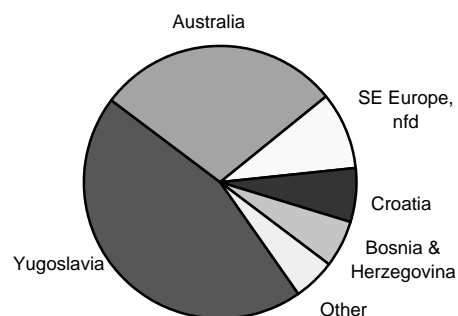
<b>Russian Orthodox</b>	Australia	2,767	33.2
	China	1,998	24.0
	Russian Federation	1,673	20.1
	Ukraine	451	5.4
	Germany	140	1.7
	Poland	117	1.4
	Yugoslavia, Fed Rep	110	1.3
	Belarus	74	0.9
	Latvia	59	0.7
	Kazakhstan	57	0.7
	Other	886	10.6
<b>Total</b>		<b>8,332</b>	<b>100.0</b>

**Table 2.10 (continued)**

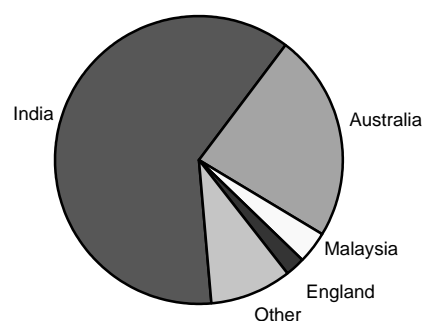
**Birthplace of Selected Religious Groups**

**- NSW: 2001 Census**

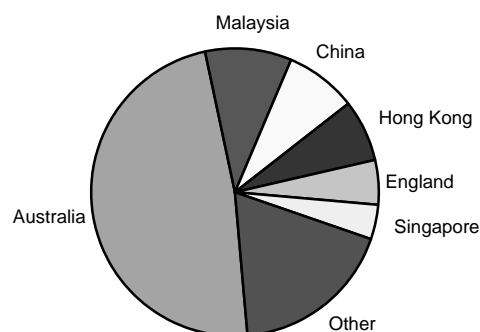
Religion	Birthplace	Persons	% of Religion
<b>Serbian Orthodox</b>	Yugoslavia, Fed Rep	7,872	45.0
	Australia	5,020	28.7
	SE Europe, n.f.d.	1,601	9.2
	Croatia	1,142	6.5
	Bosnia & Herzegovina	988	5.7
	Germany	108	0.6
	Macedonia, FYR	45	0.3
	Austria	43	0.2
	England	32	0.2
	Other	626	3.6
<b>Total</b>		<b>17,477</b>	<b>100.0</b>



<b>Sikhism</b>	India	5,321	61.8
	Australia	1,992	23.1
	Malaysia	308	3.6
	England	208	2.4
	Singapore	127	1.5
	Fiji	111	1.3
	Kenya	90	1.0
	New Zealand	74	0.9
	Pakistan	44	0.5
	Thailand	15	0.2
	Other	322	3.7
	<b>Total</b>		<b>8,612</b>



<b>Taoism</b>	Australia	532	48.0
	Malaysia	109	9.8
	China	90	8.1
	Hong Kong	76	6.9
	England	57	5.1
	Singapore	42	3.8
	New Zealand	36	3.2
	Taiwan	32	2.9
	Viet Nam	19	1.7
	Indonesia	15	1.4
	Other	101	9.1
	<b>Total</b>		<b>1,109</b>



<b>Uniting Church</b>	Australia	291,639	87.0
	England	7,482	2.2
	New Zealand	3,529	1.1
	Korea, Republic of	3,411	1.0
	Fiji	1,956	0.6
	Scotland	1,876	0.6
	Tonga	1,870	0.6
	South Africa	1,807	0.5
	Malaysia	1,093	0.3
	Indonesia	1,041	0.3
	Other	19,516	5.8
	<b>Total</b>		<b>335,220</b>

